

# Correa Chair

## Technical Specifications

**Tait.**

UPDATED - 29.01.26



The Correa Chair is a cantilever style inspired by 1920s Bauhaus era innovation. A single continuous piece of metal formed by a Japanese tube bender comprises the frame. Further celebrating the modernist vision, a complex 'sprung' tension is enabled through a double cantilever system where seat and backrest flex independently, creating advanced comfort and ergonomics. Crafted in premium materials for longevity, the Correa Chair is presented in metal as the most durable choice for hardworking outdoor areas. Stainless steel frames and aluminium panels can be powder coated in the same, or contrasting, colours for a two-tone effect.

## FEATURES

- Stainless steel frame
- UV stable powder coat or electropolished finish
- Powdercoated Aluminum seat and back panels
- Nylon snap-on glides

The Correa Collection is our newest dining collection, inviting people to gather around for great conversations and lasting memories. Drawing from environmental and industrial inspiration, from Australian natives to Bauhaus innovation, Correa echoes its floral namesake in more ways than one. The collection is both beautiful and tough, and crafted to last in challenging conditions across Australia.

Harnessing manufacturing technologies and skills honed over 30+ years, the Correa Collection is engineered in a range of premium materials and finishes including stainless steel and aluminium offered in 22 powder coat colours, and high-performance fabrics.

The collection comprises 8 table variations allowing for solid metal or porcelain tops, or with a cutout hole for ice bucket, planter, or umbrella. There are also 3 seating options - the Correa Chair, Correa Lounger and Correa Rocker - which can be either full metal or fixed with upholstered panels.

Like all Tait collections, Correa is embedded with circularity, using recyclable materials, and purpose-designed for refurbishment. Seat and back pads can be reupholstered, frames can be stripped and re-powder coated, and glides and rubber fittings can be replaced.

Suitable for retail, hospitality, workplace, education and residential settings, both indoor and outdoor.

All Tait pieces are made locally and come with a 10-year structural warranty.

Tait's original designs are protected under design registration and copyright.


## CORREA CHAIR

480mm<sub>w</sub>

520mm<sub>D</sub>


765mm<sub>H</sub>

86.5in W x 34.25in D x 26.5in. H  
Seat Height 450mm




## FRAME COLOUR

### TEXTURED POWDER COAT COLOURS



### SMOOTH POWDER COAT COLOURS




### METAL FINISHES



Electropolished  
Stainless  
Steel

## PANEL COLOUR

### TEXTURED POWDERCOAT COLOURS



### SMOOTH POWDER COAT COLOURS



## SUITABLE FOR



## FEATURES

